


# Quilters Guild of the Bluegrass

## Monthly Newsletter

October 2025



### Officers

#### President

Liz Kingsland

Liz.kingsland@uky.edu

QGBG.president@gmail.com

#### Vice President

Kellie Wade

kelliewade60@gmail.com

QGBG.viceprez@gmail.com

#### Vice President - Elect

Mary Beth Dunn

xombdunn@hotmail.com

#### Secretary

Pam Johnston

Pam16johnston@yahoo.com

QGBG.secretary@gmail.com

#### Treasurer

Sarah Frye

sfrye@ckycs.edu

QGBG.treasurer@gmail.com

**QGBG.Commteam@gmail.com**

For Newsletter help or if you  
are unsure who to contact



### OCTOBER 14<sup>TH</sup> GUILD MEETING

- 6:00pm - Soup Cook Off\*
- 6:30pm - Meeting
- Speaker: Rhonda Tiefert -  
Her Quilting Journey
- Block of the Month Lotto: Halloween Twirl due back
- Show and Tell: Fall Themed Items First

\*See page 2



### Looking Ahead

October 17<sup>th</sup> - Sit & Sew

October 18<sup>th</sup> - Sit & Sew; Saturday  
School \* See Page 2 for info.

**November 13<sup>th</sup> (Thursday) - Guild  
Meeting**

November 14<sup>th</sup> & 15<sup>th</sup> Sit & Sew

December 5<sup>th</sup> - Joy of Giving

#### Christmas Dinner Fee

We will be collecting \$10 per  
member for our Traditional  
Turkey Dinner scheduled for  
December. Please pay by the  
November Meeting to be  
counted.



# Sit and Sew Saturday School

Presented by Mary Beth Dunn



**Material Fee: \$10 for Ultra Hold Heat N Bond**

**You will need to provide your own:**

**Fabric Supplies:**

**Background Fabric:** 15 1/2 x WOF

**For the pumpkins:**

6 different oranges, 10 inch squares to Fat Quarters

**For the pumpkin stalks:**

a 6 inch square of brown fabric

**For the acorns:**

a 6 inch square of dark brown fabric &

a 6 inch square of lighter brown fabric

**For the leaves:**

a 6 inch square of pretty fall fabric

**Backing and Batting:** 19 x 47

**Binding:** 126 inches of your choice of binding fabric

This project is super easy because Mary Beth Dunn will have already drawn the pumpkins and acorns on double sided Ultra Hold Heat N Bond.


With the Ultra Hold Heat N Bond you Do Not have to sew around the edges. You just have to use high heat to set the appliqué. Ultra Hold Heat N Bond is NOT meant to be sewn down.

You will not need to set up your sewing machines til after everything is cut and ironed in place. You may do the quilting at home. There will be a demonstration of machine quilting.

If you would like to stitch around the pumpkins, using a blind stitch or satin stitch, Please bring 1 yard double sided stabilizer. You will need to trace out the pumpkins and acorns designs.

## Tuesday Guild Meeting.

- This will be the last chance to have your photo taken for the Directory!
- The Batting Donations Jar will be available for anyone wishing to contribute to community quilts.



## BOOK CLUB

The Book Club will be meeting every 3<sup>rd</sup> Monday of the Month at Noon at the Extention Office  
For the October, we will be discussing:

**The Book Woman's Daughter by  
Kim Michele Richardson**

## Soup Cook Off

It's Soup Season! Please join us and vote for what makes your taste buds sing.

Prizes for first and second place will be awarded.

Our great hospitality team and volunteers will provide the soup and desserts.



## Community Outreach


### **Military Mission:**

We are collecting unopened Decks of Cards and money for postage. Any amount you can donate would be greatly appreciated.  
Please turn in all pillowcases finished or unfinished.

A Tree of Giving will be set up in the foyer of the Extension Office in November. We will be looking to decorate the tree with:

Gloves and Mittens for Children 5 years and younger

## **2025 UFO Challenge**



**List your Unfinished Projects; number them 1-**

**12. Work your projects as :**

- The August project is #2
- Text or email Liz Kingsland or post to the Guild Facebook page when you have worked on #2 for at least an hour during the month
- You will be entered in a drawing at the guild meeting. Finished that project? You get two entries in the drawing!

## **Block of the Month Lotto**

by Lissa LaGreca

### **November's Block is**



**Let's show our Quilty Gratitude**

This month's block is a traditional autograph block, but instead of signing your name we will be writing what quilty thing we are thankful for!!

The main fabric is included (the signature strip), please add your own fall colors for the corners.

You may embroider your message or write it with permanent marker such as a Sharpie or Micron.

Don't have a pen? I will have microns available at the November meeting when you turn in the block.

**A bag will include the main fabric and pattern for \$1.**

**Don't forget to return Halloween Twirl at the October meeting for a chance to win all the blocks! Please turn blocks in with your name on them before the meeting starts**




# QUILT BEES



## ROUND ROBIN

Time for the fourth rotation.



## Block of the Month

Liz will be reaching out to bee members individually. Please keep an eye out for her emails.



## Mystery Quilts



The Mystery Quilt bee will be receiving the second construction clue before the Tuesday Guild meeting on October 14<sup>th</sup>.

- If members have questions or need a little extra help, Sarah will be at the extension office early, 4:30pm, on Tuesday



## Community Quilts

We have quite a few quilt sandwiches out for quilting. If you have finished the quilting, please bring them to the October meeting. We have members that are happy to add the binding. If you are short of time & haven't been able to quilt it, just return it & we will get it finished by the November meeting. (Hopefully)

As always, we welcome finished quilts of any size!

Thank you for the wonderful response on the 4-patch blocks! We are still collecting these blocks. If you have forgotten yours or you would like to use them to whip up a quilt top before the meeting: Consider a 4-patch alternating with a (same size) block of fabric—6 across & 6 down with a 3" (3.5 unfinished) sashing between each row. If needed, you can add a border on both sides. We are aiming for a 36 x 40"-ish quilt.

Calling all panel stashers! In October we will focus on whipping up kids' quilts for The Nest using panels. If you have a kid's panel or two in your stash and you would be willing, please make a quilt top (or finished quilt!) using these panels.

We will also have panels & coordinating fabric kits available at the meeting for members to pick up & piece together by the November meeting.

The Community Quilts Bee will meet at Jennifer Olsen's house On Thurs., Oct 2nd, Noon-2:00. I hope to see you there!

Thank you to everyone for your participation & hard work.