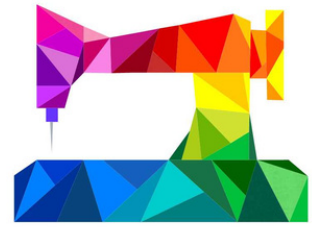


# Quilters Guild of the Bluegrass

## Monthly Newsletter

September 2025



### Officers

#### President

Liz Kingsland

Liz.kingsland@uky.edu

QGBG.president@gmail.com

#### Vice President

Kellie Wade

kelliewade60@gmail.com

QGBG.vicepres@gmail.com

#### Vice President - Elect

Mary Beth Dunn

xombdunn@hotmail.com

#### Secretary

Pam Johnston

Pam16johnston@yahoo.com

QGBG.secretary@gmail.com

#### Treasurer


Sarah Frye

sfrye@ckycs.edu

QGBG.treasurer@gmail.com

**QGBG.Commteam@gmail.com**

For Newsletter help or if you  
are unsure who to contact



### SEPTEMBER 9<sup>TH</sup> GUILD MEETING

- 6:00pm - Refreshments
- 6:30pm - Meeting
- Activity: Back to School Guild Fair\*
- Block of the Month Lotto: Kitten due back
- **No Show & Tell**
- \*See page 2 for more information



### Looking Ahead

September 12<sup>th</sup> - No Sit & Sew

September 13<sup>th</sup> - Sit & Sew

October 14<sup>th</sup> - Guild Meeting

October 17<sup>th</sup> & 18<sup>th</sup> - Sit & Sew

December 5<sup>th</sup> - Joy of Giving

# **MEMBERSHIP FEES**

## ***Are Due.***

Please pay your dues ASAP to continue to receive guild communication and access to guild services.

Members who wish to mail in their dues, please send them to Treasurer Sarah Frye at 7 Churchhill Drive Winchester, KY 40391

## **GUILD FAIR**

Our Guild Fair will have a variety of activities to get you in the mood for another great year.

- Come looking your best for directory photos
- Vendors from local stores
- Demonstrations
- General Elections Voter Registration
- And More



**THERE WILL BE NO SHOW & TELL THIS MONTH.**

## *Tuesday Guild Meeting.*

- Please wear your name tag to be entered into a door prize drawing
- Remember to bring your completed lotto blocks to the September meeting for a chance to win all the completed blocks!




## **The Gina Nursing Scholarship**

Applications for our nursing school scholarship will close for 2025 on

**September 30<sup>th</sup>, 2025**

Applications for 2026 will open in Summer next year

## **QGBG Quilt Show** **April 9<sup>th</sup> - 11<sup>th</sup>**



Volunteers needed to assist in making our quilt show a success. If you are interested please contact Vickie Coleman

## Community Outreach


For Military Mission:

- Please bring all pillowcase kits, completed or not.
- Personal hygiene products, travel size preferred.
- Unopened decks of playing cards
- Puzzle books

SEPTEMBER WILL BE THE LAST  
MONTH WE ARE COLLECTING  
AMBER PILL BOTTLES.

\*WASHED AND CLEANED, WITH NO  
LABELS

## 2025 UFO Challenge



**List your Unfinished Projects; number them 1-**

**12. Work your projects as :**

- The August project is #10
- Text or email Liz Kingsland or post to the Guild Facebook page when you have worked on #10 for at least an hour during the month
- You will be entered in a drawing at the August meeting. Finished that project? You get two entries in the drawing!

## Block of the Month Lotto

by Lissa LaGreca

### October's Block is



This month's block is called Halloween Twirl and is based on a traditional block called Ribbon Quilt. The source is Nancy Page; a syndicated mail order column written by Florence LaGanke Harris, which appeared in many periodicals in the late 1920s-1940s.

Participants will receive the black cobweb fabric and pattern for \$1. You may purchase as many as you would like. Add your own purples and oranges.

For added fun you can add a fussy cut Halloween fabric center!!!

Blocks are due back at the start of the October meeting.


Don't forget your Kitty blocks this month

# QUILT BEES



## ROUND ROBIN

**Time for the third rotation.**



## Block of the Month

Liz will be reaching out to bee members individually. Please keep an eye out for her emails.




## Mystery Quilts



The Mystery Quilt bee will be receiving the second construction clue on Monday, September 8th.

- If members have questions or need a little extra help, Sarah will be at the extension office early, 4:30pm, on Tuesday



## Community Quilts

Thank you to everyone for being so willing to complete the 4-patch kits! Please return them at the September guild meeting. We will whip these into kits for future meetings.

As discussed at the August meeting:

Standard quilt sizes below, are finished. We will attempt to add 3" of batting to all sides for our quilters. We will not turn away quilts that deviate from these sizes, but we hope to move to more uniform sizes:

- Premie: 22 x 22"
- Crib/lap: 30 x 40"
- Throw: 45 x 65"
- Twin=64 x 88"
- XL Twin=64 x 94"

Please follow the following "best practices"

- Consistent  $\frac{1}{4}$ " seam
- Stitch length 2.5
- Nest seams
- Avoid cutting off "points of stars"
- Give your quilt top a final press
- Check for mistakes before turning in the top

Please take time at Guild meetings to check a quilt in or out with Jennifer Olsen or Fran O'Connor

The recipients of our quilts are often not used to getting "the best" of anything. They are used to receiving society's cast offs, the things no one else wants. Let's honor these folks as a guild by giving them carefully made, lovely quilts that offer warmth & comfort as well as compassion & respect.

Thank you you for all you do!

